



### 3.5.4 Confirming Default Settings

This section gives an overview of the Setup Menu and the M series default settings.

There are some critical M series default settings that ensure that the printer operates in accordance with the M series specifications. If these settings are not set at the correct value, the printer will not behave correctly.  [Table 3-2 Setup Menu Structure page 38](#)



Take care not to alter the default settings of the printer. If it is necessary to enter the Setup Menu for any reason, follow the instructions below carefully and ensure that settings are maintained as described in  [3.5.4.4 "Setup Menu Structure" p.38](#)

#### 3.5.4.1 Enter the Setup Menu

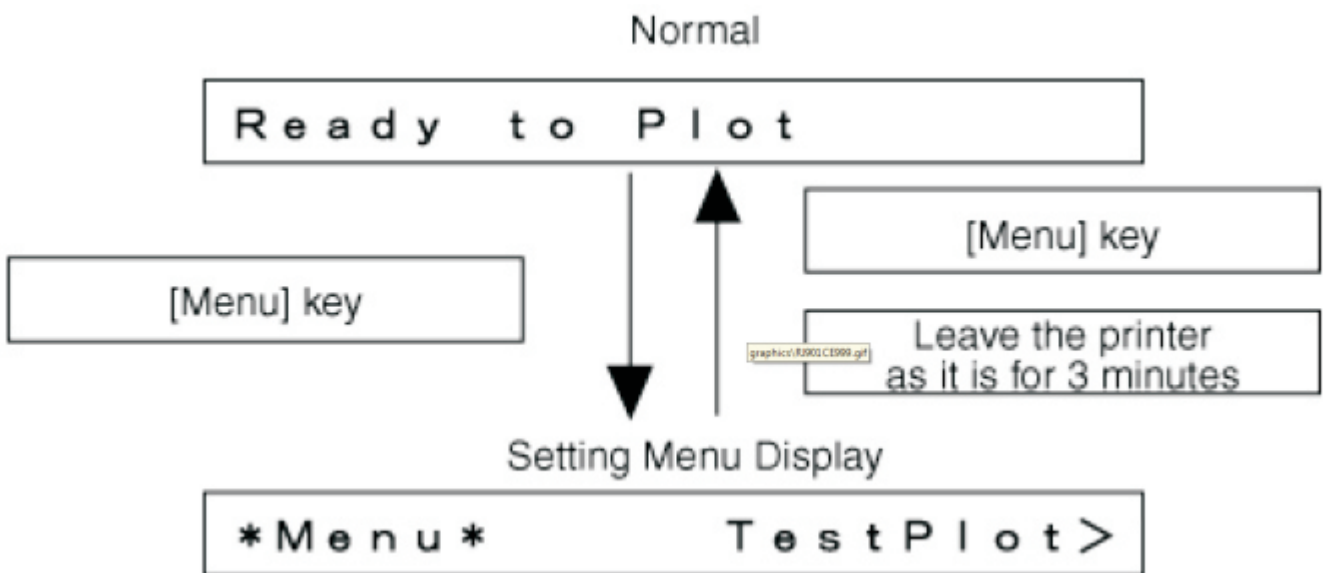
When the printer is in "normal" mode, press the [Menu\ key

- x The operation panel will shift to the setup menu display and show "\*Menu\* TestPlot>".

#### 3.5.4.2 Return to Normal Display

While the plotter is in setup menu display, if either of the following operation is done, the operation panel shifts to Normal display.

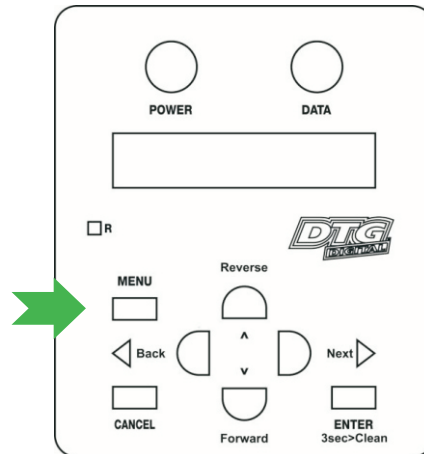
- x [Menu] key on operation panel is pressed.
- x In the Setup menu, leave the keys untouched for three minutes.



### 3.5.4.3 Menu Setup Procedure

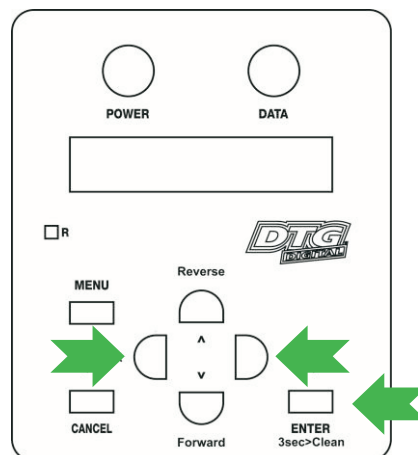
Follow the following procedure to configure various setup menus.

1. Check that the operation panel is Normal (Display will read Ready to Plot or Paper End or End of Roll ).
2. Press the [Menu] key on the operation panel.



- x " \*Menu\* TestPlot> " will be displayed on the operation panel.
- x The setup menu display will be displayed.

3. Press the [Back] key or [Next] key on the operation panel to select a setup item and press the [Enter] key.

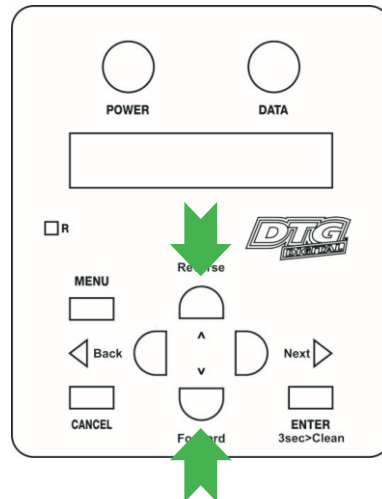


- x The settings will be confirmed.
- x When setup item has a submenu, the submenu will be displayed.

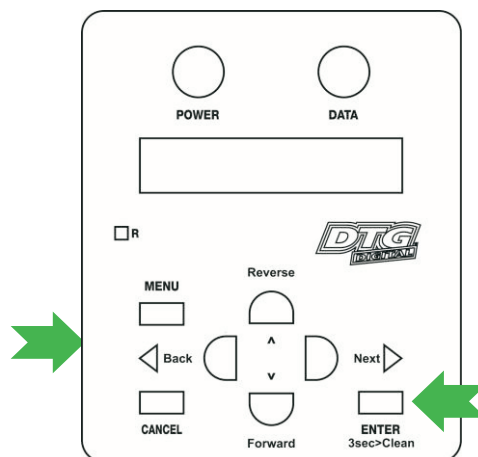
**NOTE**

When a setup item has a submenu, [>] is displayed on the right end of the LCD monitor of the operation panel.

- If a submenu item displayed on the LCD monitor of the operation panel is blinking, it's setting can be changed.  
Press the [Forward] key or [Reverse] key to change the setting.



- To save the changed setting, press the [Enter] key on the operation panel.

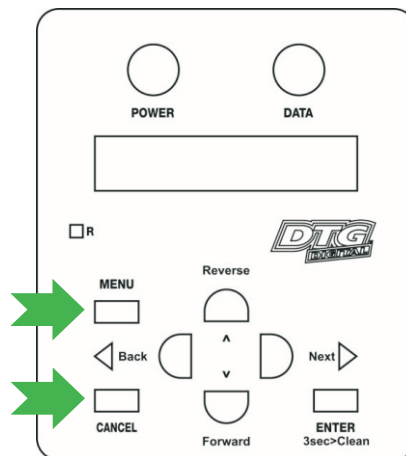


- x The setting will be saved and the next setup item will be displayed.

**NOTE**

If the [Cancel] key, [Forward] or [Reverse] key is pressed after changing a setting, without pressing [Enter] key, that setting will not be saved.

6. Press the [Menu] key or [Cancel] key on the operation panel to exit from the setup.



- x The previous setup menu will be displayed.
- x When the main menu is displayed, the screen turns to Normal.

### 3.5.4.4 Setup Menu Structure

The setup menu has the following items.

< > parts in each list are initial settings

[ ] parts in each list are M series default settings (if different from initial settings).

TABLE 3-2 SETUP MENU STRUCTURE

| <i>Setup Menu Item</i> | <i>Setup Menu Sub Menu Item</i> | <i>Setup Menu Sub Menu Item / Setting Value</i> |                |                |  |
|------------------------|---------------------------------|---|----------------|----------------|--|
| Test Plot Menu         | SetupPlot                       |   |                |                |  |
|                        | NozzleCheck                     |   |                |                |  |
|                        | AdjustPlot                      |   |                |                |  |
|                        | PalettePlot                     |   |                |                |  |
|                        | Maintenance                     |   |                |                |  |
| MediaSet Menu          | Media                           | MonoTrac  |                |                |  |
|                        |                                 | Col.Trac  |                |                |  |
|                        |                                 | <b>[Plain]</b>                                  | PF             | ConfirmPrint   |  |
|                        |                                 |   |                | InitialChange  |  |
|                        |                                 |   |                | <InitialPrint> |  |
|                        |                                 |   |                | MicroChange    |  |
|                        |                                 |   |                | MicroPrint     |  |
|                        |                                 |   | RollCut        | <b>[Off]</b>   |  |
|                        |                                 |   |                | On             |  |
|                        |                                 |   | RollCutMethod  | <2steps>       |  |
|                        |                                 |   |                | 3steps         |  |
|                        |                                 |   | <Coat>         |                |  |
|                        |                                 |   | Film           |                |  |
|                        |                                 |   | Photo          |                |  |
|                        |                                 | User1   |                |                |  |
|                        |                                 | User2   |                |                |  |
|                        |                                 | User3   |                |                |  |
|                        |                                 | User4   |                |                |  |
|                        |                                 | CutSheetSize                                    | Auto           |                |  |
|                        |                                 |   | <Vert.>        |                |  |
|                        |                                 |   | Hori.          |                |  |
|                        |                                 | TopFeed   | <0mm> to 100mm |                |  |
|                        |                                 | Manage Roll                                     | <Invalid>      |                |  |
|                        | Roll1                           |   |                |                |  |
|                        | Roll2                           |   |                |                |  |
|                        | Roll3                           |   |                |                |  |
|                        |                                 | Roll4   |                |                |  |
|                        | Cut RollTop                     | <0mm> to 500mm                                  |                |                |  |

| <i>Setup Menu Item</i> | <i>Setup Menu Sub Menu Item</i> | <i>Setup Menu Sub Menu Item / Setting Value</i>         |
|------------------------|---------------------------------|---|
| Command Menu           | SHOULD NOT BE DISPLAYED         | SET MENUMASK TO NORMAL                                  |
| Pen SetupMenu          | SHOULD NOT BE DISPLAYED         | SET MENUMASK TO NORMAL                                  |
| Layout Menu            | Layout                          | On  |
|                        |                                 | <Off>   |
|                        | LayoutMethod                    | MAX-MIN   |
|                        |                                 | <Command>   |
|                        | Margin                          | <Normal>  |
|                        |                                 | Full  |
|                        | CutLine                         | On  |
|                        |                                 | <Off>   |
|                        | LayoutTimer                     | Off   |
|                        |                                 | 10s to <120s> to 800s                                   |
| Network Menu           | IPAddress                       | 000.000.000.000 to <192.168.001.253> to 255.255.255.225 |
|                        | SubnetMask                      | 000.000.000.000 to <255.255.255.225> to 255.255.255.225 |
|                        | Gateway                         | 000.000.000.000 to <192.168.001.254> to 255.255.255.225 |
|                        | BiDir Port                      | SHOULD NOT BE DISPLAYED<br>SET MENUMASK TO NORMAL       |
|                        | MACAddress                      |   |
| Utility Menu           | Menu Mask                       | <Normal>  |
|                        |                                 | OFF   |
|                        |                                 | AlwaysOFF   |
|                        | Error Display                   | On  |
|                        |                                 | <Off>   |
|                        | Intitial                        | Yes   |
|                        |                                 | <Off>   |
|                        | DataDump                        | Start/End   |
|                        |                                 | All   |
|                        | CutterChange                    | <No>  |
|                        |                                 | Yes   |
|                        | On Cleaning                     | On  |
|                        |                                 | <Off>   |
|                        | Prefeed                         | <Manual>  |
|                        |                                 | Data  |
|                        |                                 | Take-up   |
| PrefeedAmount          | <0mm> to 3000mm                 |   |

| <i>Setup Menu Item</i> | <i>Setup Menu Sub Menu Item</i> | <i>Setup Menu Sub Menu Item / Setting Value</i> |                   |  |
|------------------------|---------------------------------|---|-------------------|--|
| Utility Menu           | Effect                          | <None1>   |                   |  |
|                        |                                 | None2   |                   |  |
|                        |                                 | Wave1   |                   |  |
|                        |                                 | Wave2   |                   |  |
|                        |                                 | Fuzz1   |                   |  |
|                        |                                 | Fuzz2   |                   |  |
|                        |                                 | Wow1  |                   |  |
|                        |                                 | Wow2  |                   |  |
|                        |                                 | Fine & Wave1                                    |                   |  |
|                        |                                 | Fine & Wave2                                    |                   |  |
|                        | AutoCL: Setup                   | Waiting Time                                    | <0min> to 1440min |  |
|                        |                                 | WaitingKind                                     | <Short>           |  |
|                        |                                 |   | Long              |  |
|                        |                                 |   | Normal            |  |
|                        |                                 | PrintingTime                                    | <0min> to 180min  |  |
|                        |                                 | PrintingKind                                    | <Short>           |  |
|                        |                                 |   | Long              |  |
|                        |                                 |   | Normal            |  |
|                        |                                 | BeforePrint                                     | <Off>             |  |
|                        |                                 |   | On                |  |
|                        |                                 | BeforePrtKind                                   | <Short>           |  |
|                        |                                 |   | Long              |  |
|                        |                                 |   | Normal            |  |
| Spitting               | <Origin>                        |   |                   |  |
|                        | On Media                        |   |                   |  |
| PassCount              | -999cnt to 999cnt               |   |                   |  |
| Consumption Menu       | Remain Roll                     | **m   |                   |  |
|                        | RemainCutterLif                 | 0% to 100%                                      |                   |  |